

# Telugu Flashcards: Vottulu Symbols

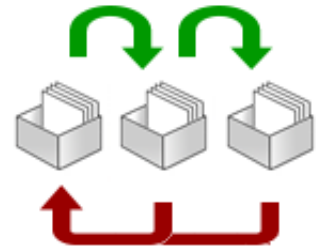
## How to use flashcards

The system was proposed by the Austrian journalist and writer **Sebastian Leitner** in the 1970s. The basic idea behind the system is that if we repeat the whole list of facts regardless of our knowledge, we get soon bored by the repetitions of facts that we already know. Chances are we stop repeating the list and thereby do not take enough time for other facts we would need more repetitions for.

So the idea of Sebastian Leitner was to split up the whole list in small chunks. For each fact, in our case a Telugu letter, you prepare a single card. Write the question on the front side, the answer to the back. Now you go through this stack of cards reading the question. You try to recall the solution written on the back side. If you succeed, you send the card to the next group (green arrows). But if you fail, you send it back to the first group (red arrows).

For more details on how to use these cards please visit:

<http://www.learningtelugu.org/how-to-learn-the-alphabet.html>



## Preparation

To prepare the flash cards you need to print this document, single sided, then fold each page along the center line:



Now stick the back sides together and cut out the cards:



**Vottulu Symbol**



**Vottulu Symbol**



**Vottulu Symbol**



**Vottulu Symbol**



**Vottulu Symbol**



**Vottulu Symbol**



**Vottulu Symbol**



**Vottulu Symbol**



**Vottulu Symbol**



**Vottulu Symbol**



**Vottulu Symbol**



**Vottulu Symbol**




**Vottulu Symbol**



**Vottulu Symbol**



**Vottulu Symbol**



**Vottulu Symbol**



**Vottulu Symbol**



**Vottulu Symbol**




**Vottulu Symbol**



**Vottulu Symbol**




**Vottulu Symbol**



**Vottulu Symbol**



**Vottulu Symbol**



**Vottulu Symbol**




**Vottulu Symbol**



**Vottulu Symbol**



**Vottulu Symbol**



**Vottulu Symbol**



**Vottulu Symbol**



**Vottulu Symbol**



**Vottulu Symbol**



**Vottulu Symbol**




**Vottulu Symbol**



**Vottulu Symbol**




**Vottulu Symbol**



**Vottulu Symbol**



**Vottulu Symbol**



**Vottulu Symbol**



**Vottulu Symbol**



**Vottulu Symbol**



**Vottulu Symbol**



**Vottulu Symbol**



**Vottulu Symbol**



**Vottulu Symbol**




**Vottulu Symbol**



**Vottulu Symbol**




**Vottulu Symbol**



**Vottulu Symbol**



**Vottulu Symbol**



**Vottulu Symbol**



**Vottulu Symbol**



**Vottulu Symbol**



**Vottulu Symbol**



**Vottulu Symbol**



**Vottulu Symbol**



**Vottulu Symbol**



**Vottulu Symbol**



**Vottulu Symbol**



**Vottulu Symbol**



**Vottulu Symbol**




**Vottulu Symbol**



**Vottulu Symbol**



**Vottulu Symbol**



**Vottulu Symbol**



**Vottulu Symbol**



**Vottulu Symbol**




**Vottulu Symbol**



**Vottulu Symbol**



**Vottulu Symbol**



**Vottulu Symbol**



**Vottulu Symbol**



**Vottulu Symbol**



[www.learningtelugu.org](http://www.learningtelugu.org)

[© GNU Free Documentation License](#)